

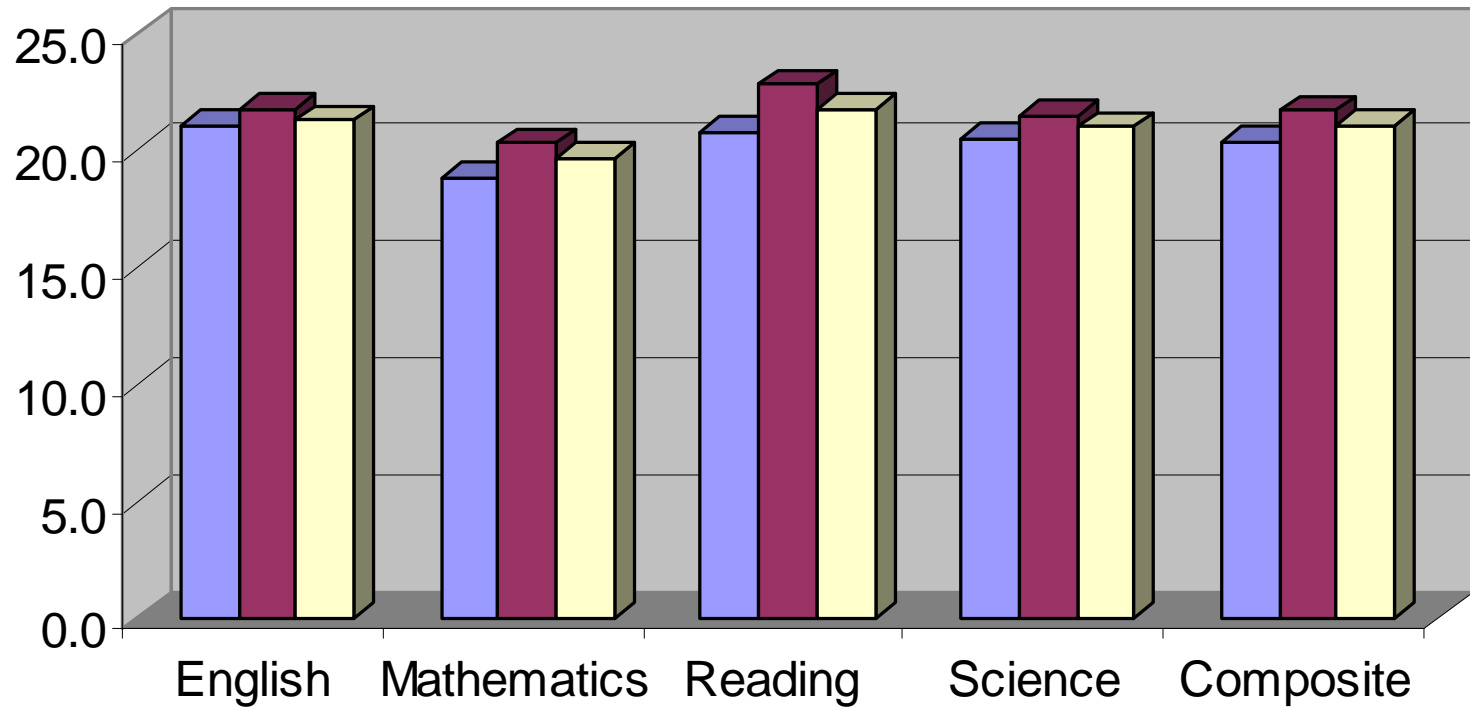
# ACT Report for Farragut CSD

2007

# Five Year Trend

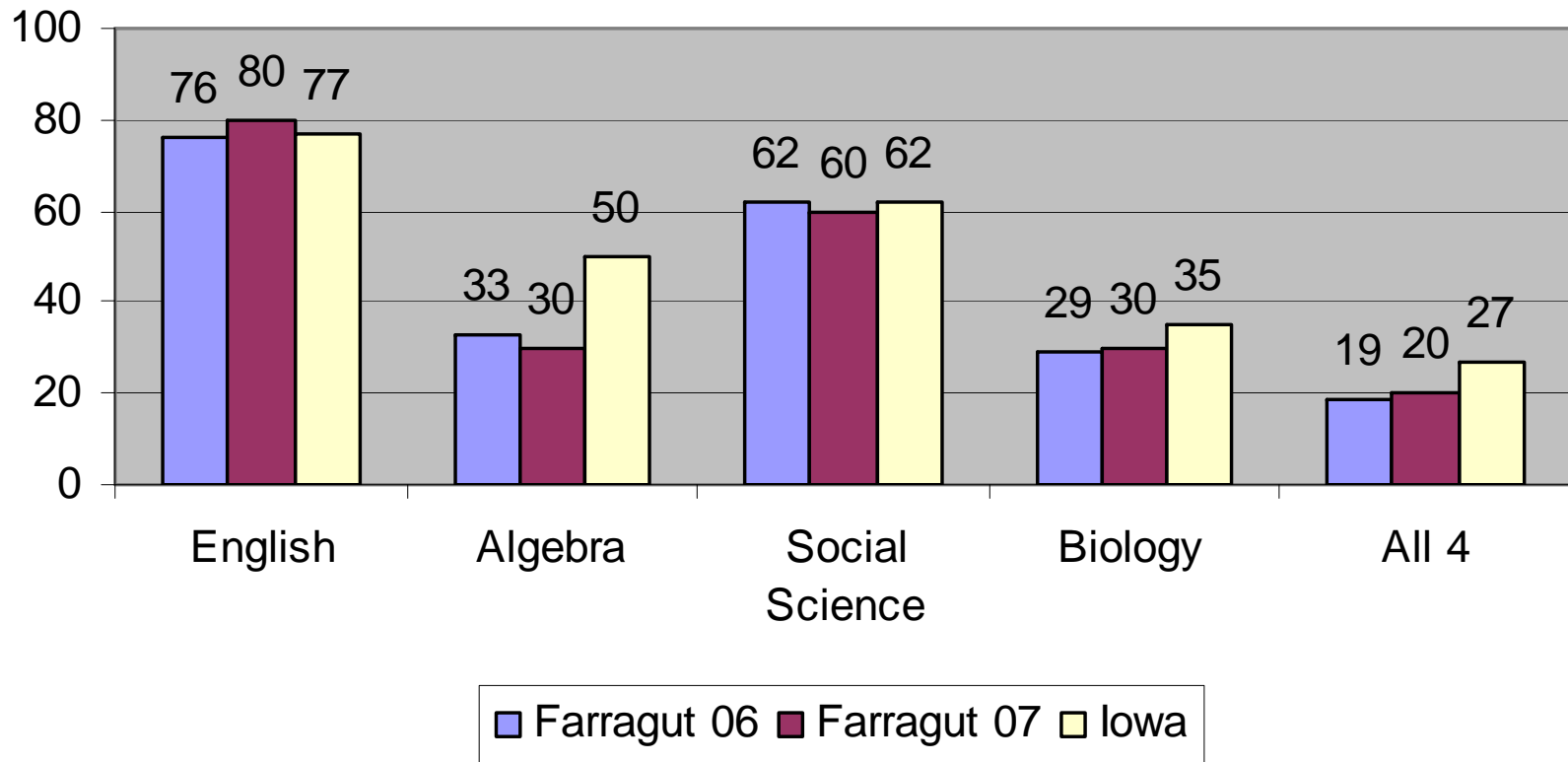
	English		Mathematics		Reading		Science		Composite	
	Farragut	Iowa	Farragut	Iowa	Farragut	Iowa	Farragut	Iowa	Farragut	Iowa
00-01	19.2	21.3	17.7	21.6	19.3	22.3	19	22.2	19	22
01-02	23.4	21.2	20.2	21.7	23.6	22.4	21.9	22.1	22.3	22
02-03	20.7	21.3	18.8	21.6	20.4	22.4	20	22.1	20.1	22
03-04	19.3	21.4	20.3	21.8	22.2	22.4	20.7	22.1	20.8	22
04-05	22.9	21.5	21.7	21.7	23.6	22.4	22.6	22.1	22.8	22
05-06	22	21.6	20	21.8	23.3	22.5	21.1	22.1	21.7	22.1
<b>06-07</b>	<b>22.1</b>	<b>21.6</b>	<b>20.7</b>	<b>21.9</b>	<b>23.6</b>	<b>22.6</b>	<b>22.2</b>	<b>22.3</b>	<b>22.4</b>	<b>22.3</b>

## ACT - Farragut History



■ 98-02 Ave. ■ 03-07 Ave. ■ 98-07 Ave.

## Percent of ACT-Tested Students College Ready



The courses listed above are college classes.

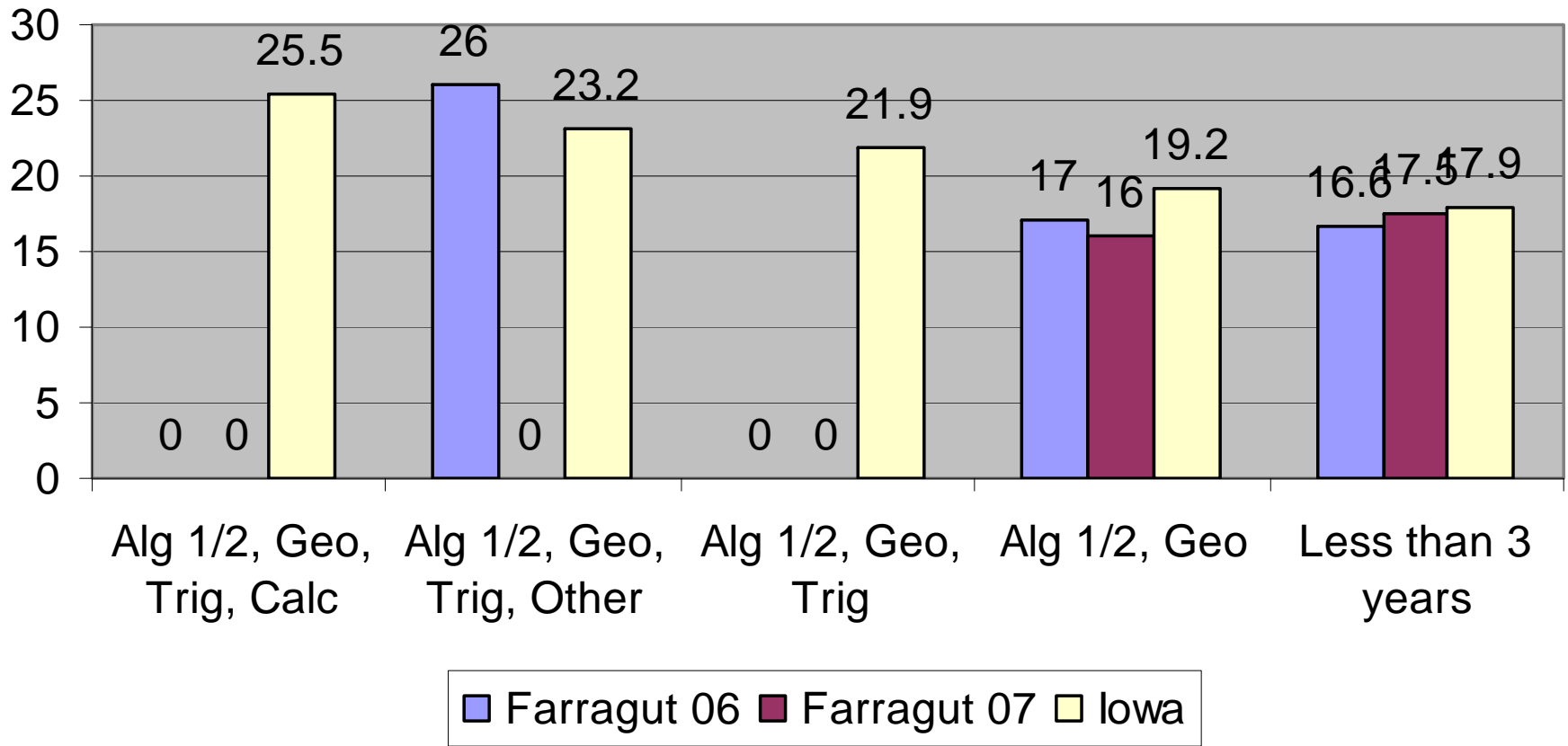
\*English Composition: 18 on ACT English Test

\*Algebra: 22 on ACT Math Test

\*SS: 21 on ACT Reading Test

\*Biology: 24 on ACT Science Test

## Average ACT Math Scores by Course Sequence



## Average ACT Science Scores by Course Sequence

