

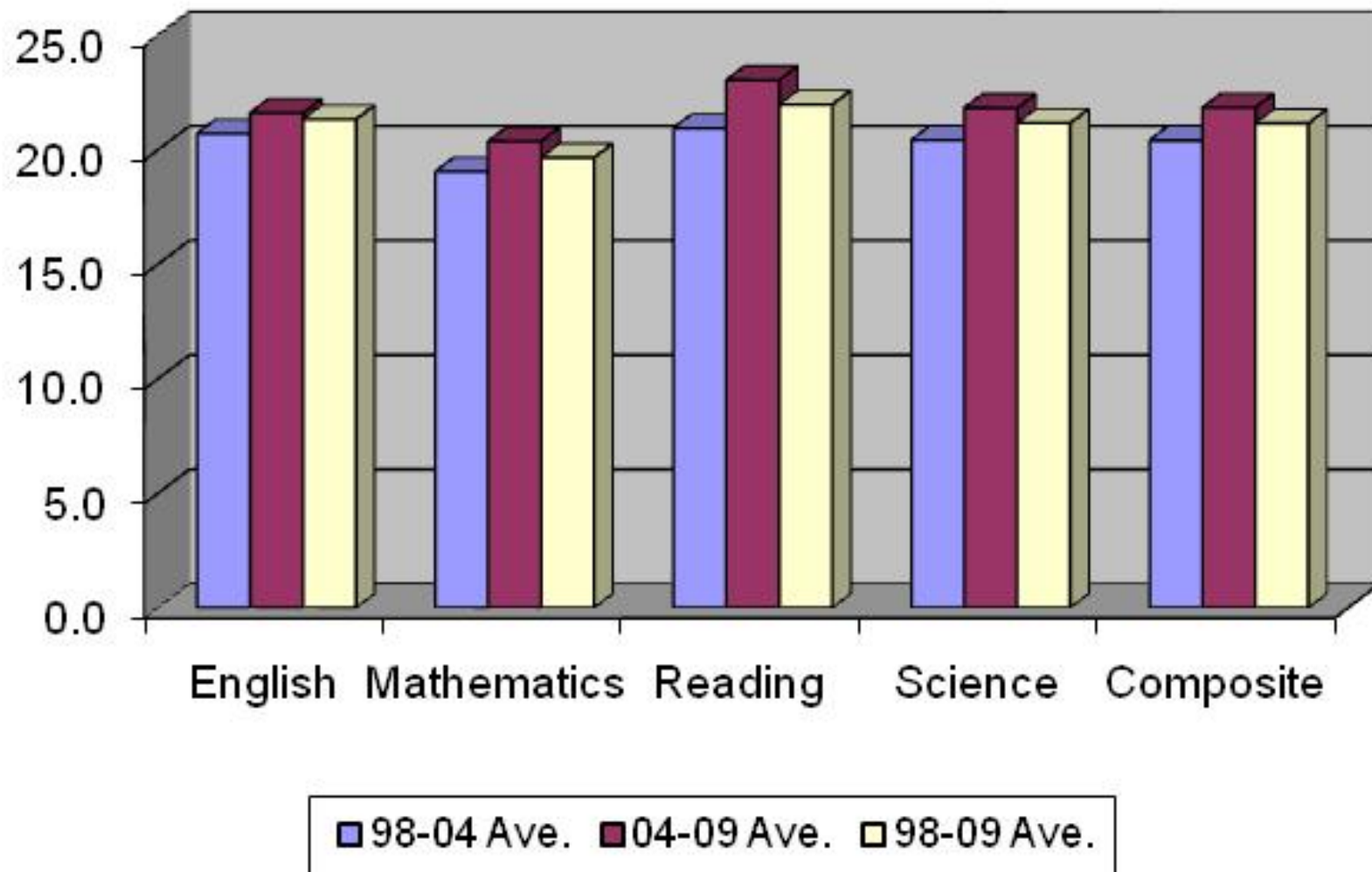
# ACT Report for Farragut CSD

2009

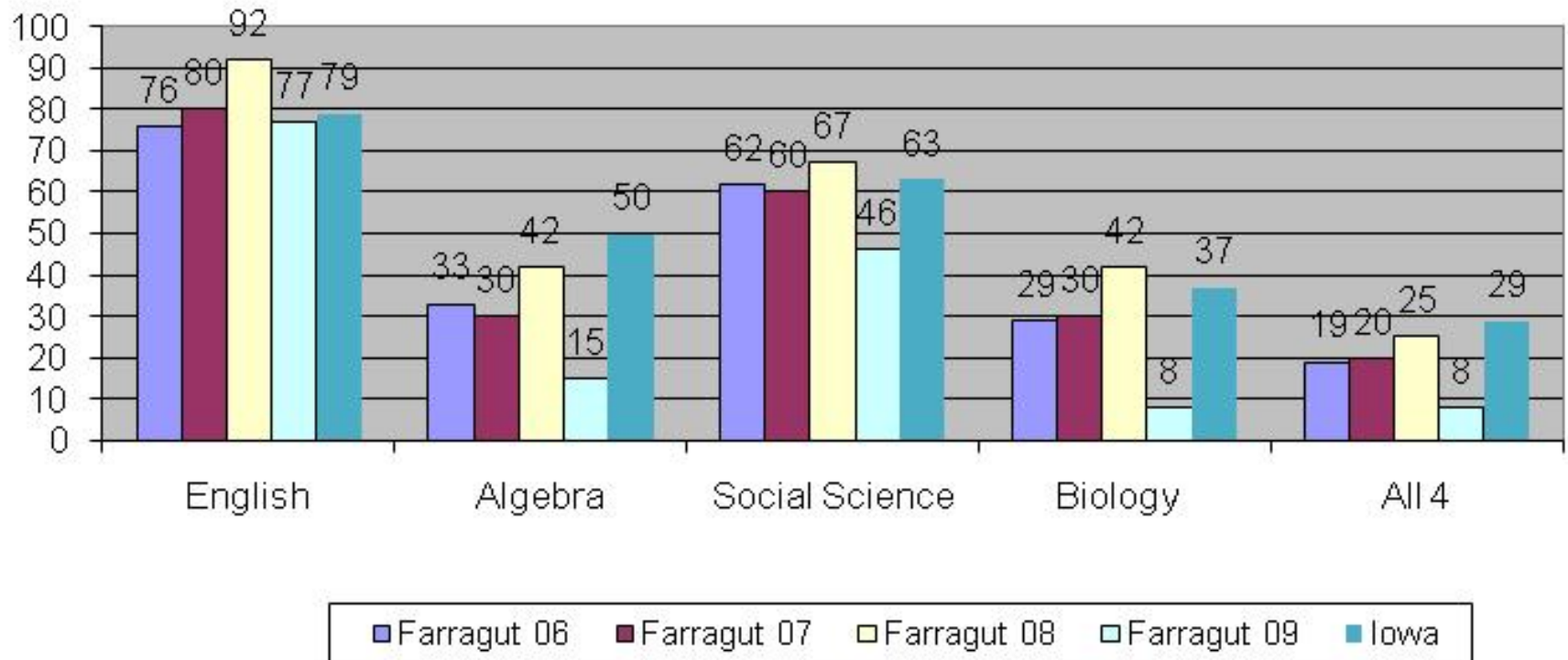
# Five Year Trend

	English		Mathematics		Reading		Science		Composite	
	Farragut	Iowa	Farragut	Iowa	Farragut	Iowa	Farragut	Iowa	Farragut	Iowa
<b>00-01</b>	<b>19.2</b>	<b>21.3</b>	<b>17.7</b>	<b>21.6</b>	<b>19.3</b>	<b>22.3</b>	<b>19</b>	<b>22.2</b>	<b>19</b>	<b>22</b>
<b>01-02</b>	<b>23.4</b>	<b>21.2</b>	<b>20.2</b>	<b>21.7</b>	<b>23.6</b>	<b>22.4</b>	<b>21.9</b>	<b>22.1</b>	<b>22.3</b>	<b>22</b>
<b>02-03</b>	<b>20.7</b>	<b>21.3</b>	<b>18.8</b>	<b>21.6</b>	<b>20.4</b>	<b>22.4</b>	<b>20</b>	<b>22.1</b>	<b>20.1</b>	<b>22</b>
<b>03-04</b>	<b>19.3</b>	<b>21.4</b>	<b>20.3</b>	<b>21.8</b>	<b>22.2</b>	<b>22.4</b>	<b>20.7</b>	<b>22.1</b>	<b>20.8</b>	<b>22</b>
<b>04-05</b>	<b>22.9</b>	<b>21.5</b>	<b>21.7</b>	<b>21.7</b>	<b>23.6</b>	<b>22.4</b>	<b>22.6</b>	<b>22.1</b>	<b>22.8</b>	<b>22</b>
<b>05-06</b>	<b>22</b>	<b>21.6</b>	<b>20</b>	<b>21.8</b>	<b>23.3</b>	<b>22.5</b>	<b>21.1</b>	<b>22.1</b>	<b>21.7</b>	<b>22.1</b>
<b>06-07</b>	<b>22.1</b>	<b>21.6</b>	<b>20.7</b>	<b>21.9</b>	<b>23.6</b>	<b>22.6</b>	<b>22.2</b>	<b>22.3</b>	<b>22.4</b>	<b>22.3</b>
<b>07-08</b>	<b>23.6</b>	<b>21.9</b>	<b>21.5</b>	<b>22</b>	<b>24.3</b>	<b>22.9</b>	<b>22.6</b>	<b>22.3</b>	<b>23.1</b>	<b>22.4</b>
<b>08-09</b>	<b>19.8</b>	<b>21.9</b>	<b>18.1</b>	<b>21.9</b>	<b>21.3</b>	<b>22.9</b>	<b>21.3</b>	<b>22.3</b>	<b>20.3</b>	<b>22.4</b>

## ACT - Farragut History



## Percent of ACT-Tested Students College Ready



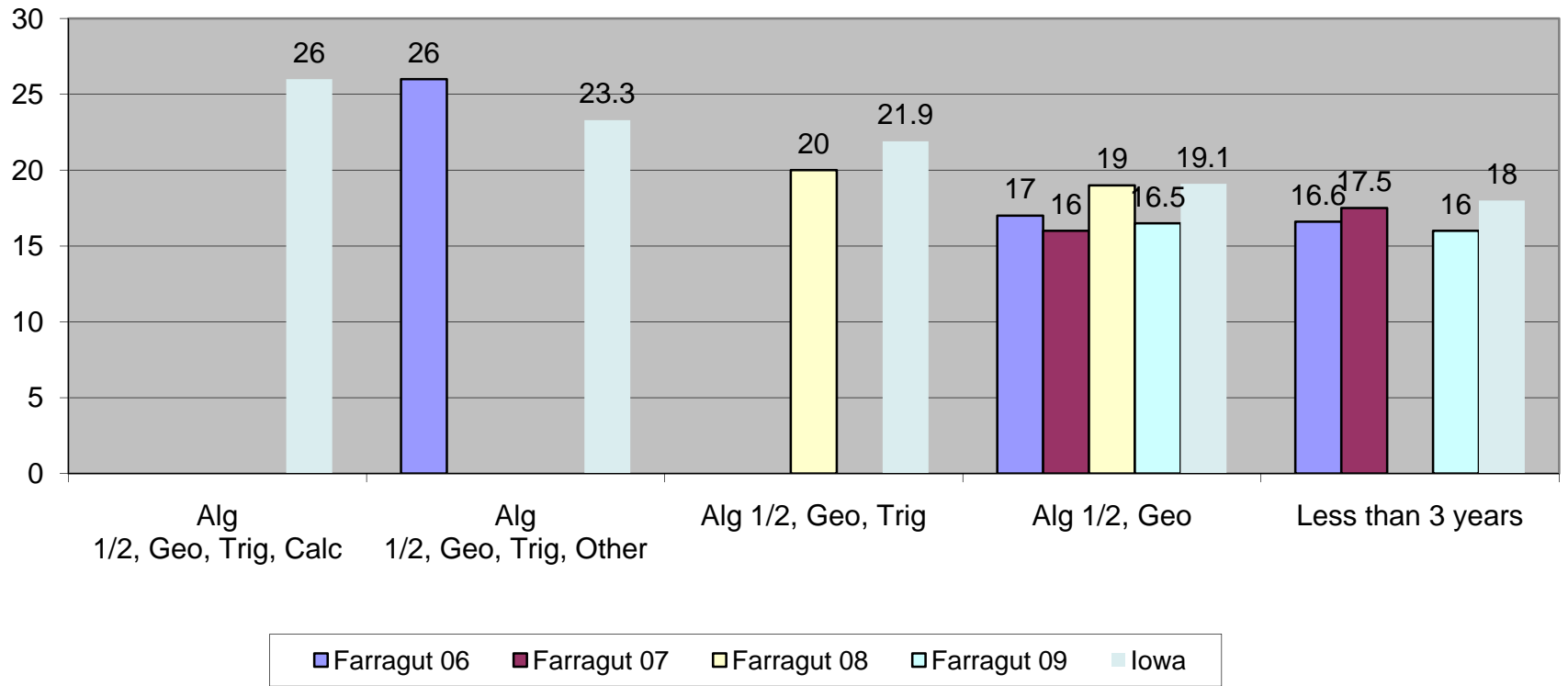
The courses listed above are college classes.

\*English Composition: 18 on ACT English Test \*SS: 21 on ACT Reading Test

\*Algebra: 22 on ACT Math Test

\*Biology: 24 on ACT Science Test

Average ACT Math Scores by Course Sequence



Average ACT Science Scores by Course Sequence

