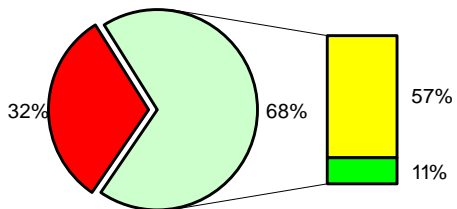


Equity Test 2005-06

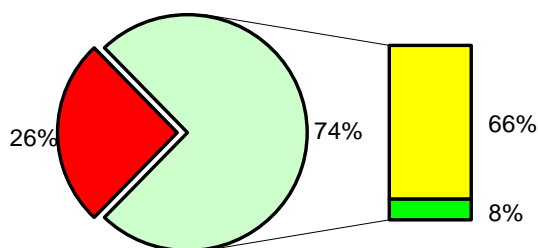
Farragut CSD

Reading Proficiency Levels



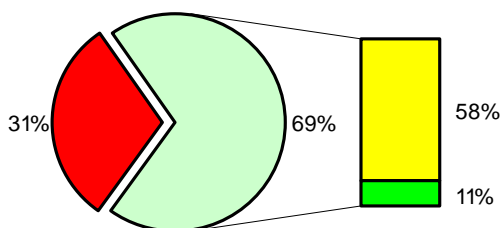
■ Below Proficiency ■ Proficient ■ Above Proficiency

Science Proficiency Levels



■ Below Proficiency ■ Proficient ■ Above Proficiency

Math Proficiency Levels

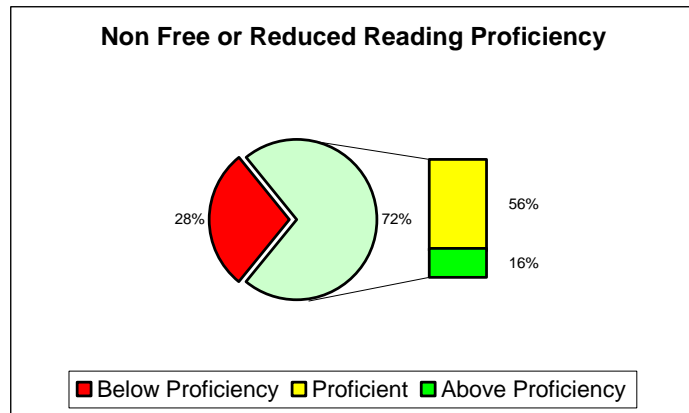
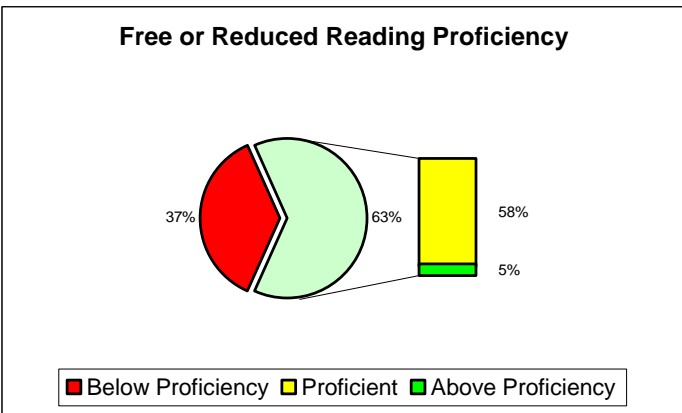


■ Below Proficiency ■ Proficient ■ Above Proficiency

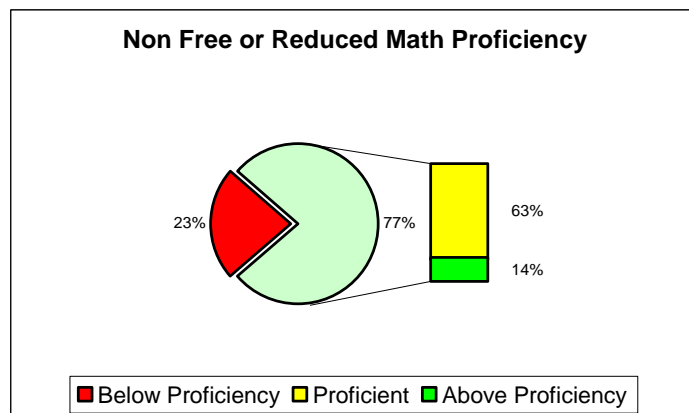
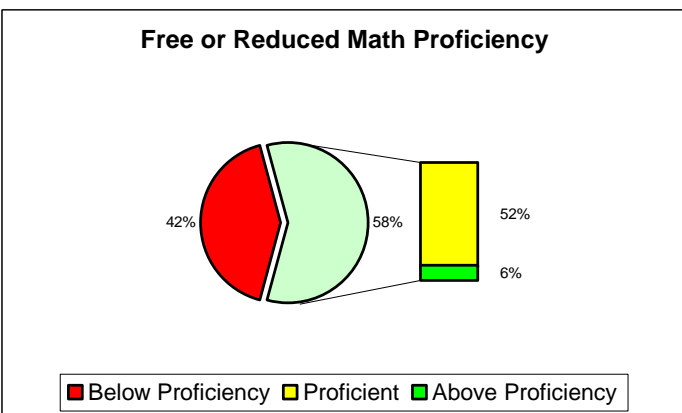
N = 79

Gap = 8%

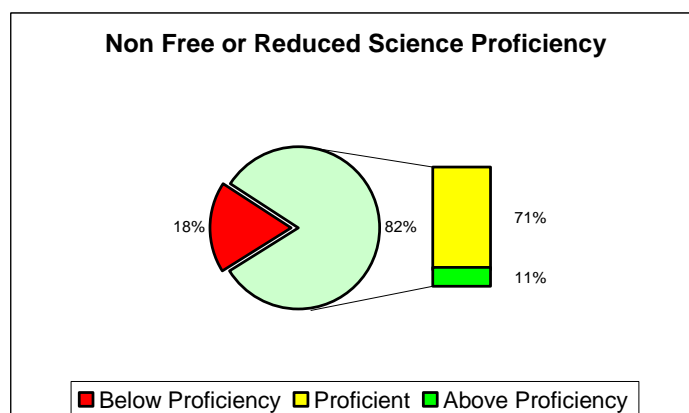
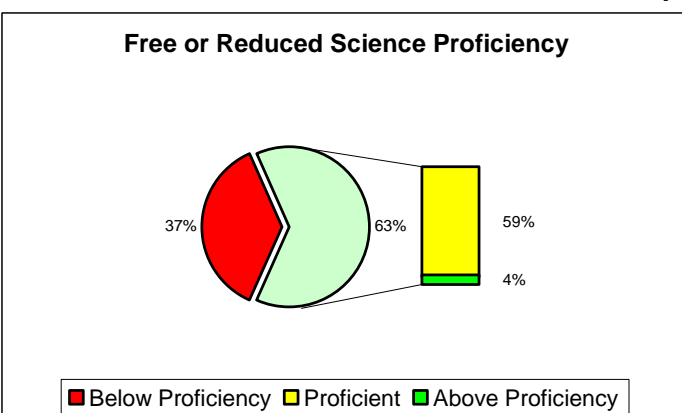
N = 106



Gap = 19%



Gap = 19%



Reading, Math, and Science Proficiency Levels by Gender -- Test of Equity

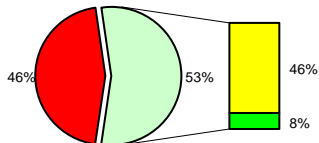
Grade(s) Grades 3-11

N = 90

N = 95

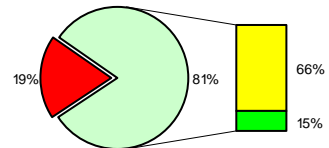
Gap = 27%

Male Reading Proficiency Levels



Below Proficiency Proficient Above Proficiency

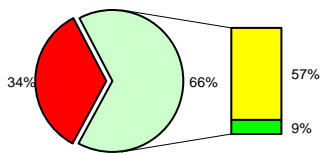
Female Reading Proficiency Levels



Below Proficiency Proficient Above Proficiency

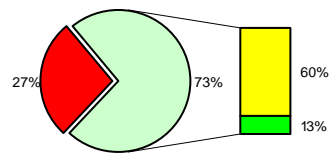
Gap = 7%

Male Math Proficiency Levels



Below Proficiency Proficient Above Proficiency

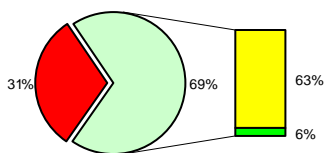
Female Math Proficiency Levels



Below Proficiency Proficient Above Proficiency

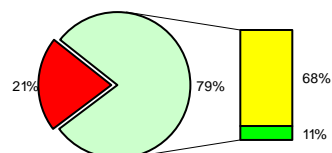
Gap = 10%

Male Science Proficiency Levels



Below Proficiency Proficient Above Proficiency

Female Science Proficiency Levels



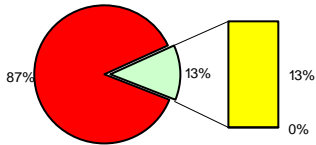
Below Proficiency Proficient Above Proficiency

N = 23

N = 162

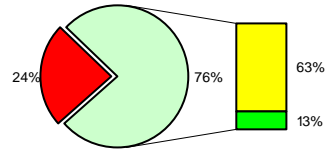
Gap = 63%

IEP Reading Proficiency Levels



Below Proficiency Proficient Above Proficiency

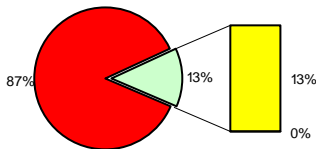
Non IEP Reading Proficiency Levels



Below Proficiency Proficient Above Proficiency

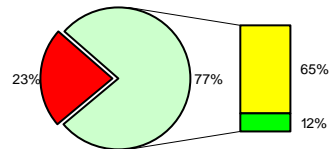
Gap = 64%

IEP Math Proficiency Levels



Below Proficiency Proficient Above Proficiency

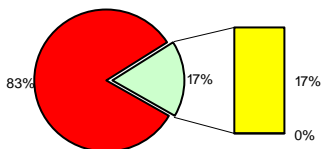
Non IEP Math Proficiency Levels



Below Proficiency Proficient Above Proficiency

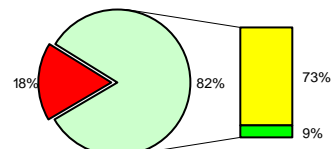
Gap = 65%

IEP Science Proficiency Levels



Below Proficiency Proficient Above Proficiency

Non IEP Science Proficiency Levels



Below Proficiency Proficient Above Proficiency