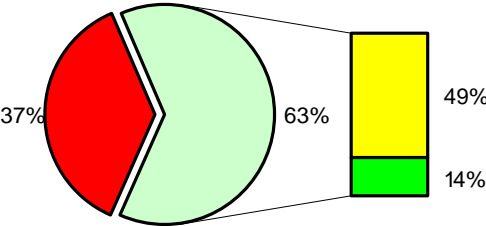


Equity Test Grades 9-11

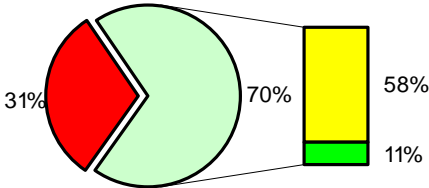
Farragut CSD

Reading Proficiency Levels



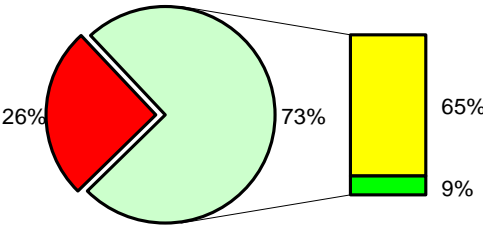
Below Proficiency Proficient Above Proficiency

Math Proficiency Levels



Below Proficiency Proficient Above Proficiency

Science Proficiency Levels



Below Proficiency Proficient Above Proficiency

Farragut

2005-2006

Reading, Math, and Science Proficiency Levels by Socioeconomic Status -- Test of Equity

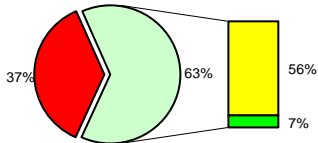
Grade(s) 9th - 11th

N = 27

N = 43

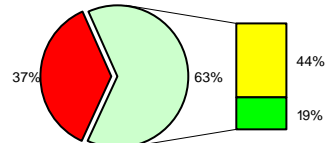
Gap = 0%

Free or Reduced Reading Proficiency



Below Proficiency Proficient Above Proficiency

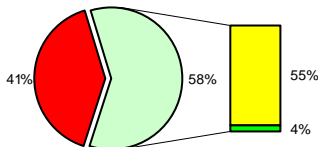
Non Free or Reduced Reading Proficiency



Below Proficiency Proficient Above Proficiency

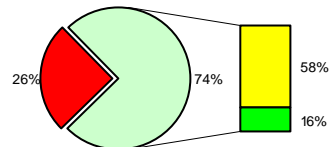
Gap = 15%

Free or Reduced Math Proficiency



Below Proficiency Proficient Above Proficiency

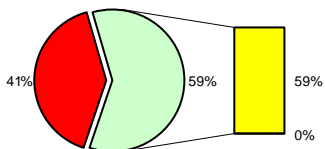
Non Free or Reduced Math Proficiency



Below Proficiency Proficient Above Proficiency

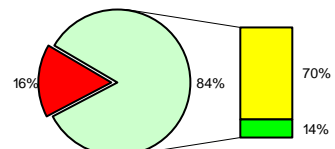
Gap = 24%

Free or Reduced Science Proficiency



Below Proficiency Proficient Above Proficiency

Non Free or Reduced Science Proficiency



Below Proficiency Proficient Above Proficiency

Farragut

2005-2006

Reading, Math, and Science Proficiency Levels by Gender -- Test of Equity

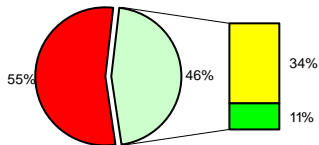
Grade(s) 9th - 11th

N = 35

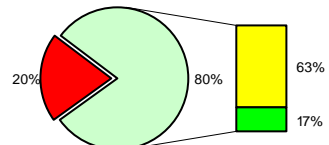
N = 35

Gap = 34%

Male Reading Proficiency Levels

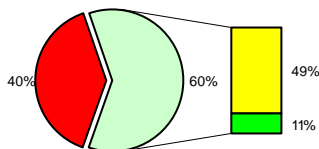


Female Reading Proficiency Levels

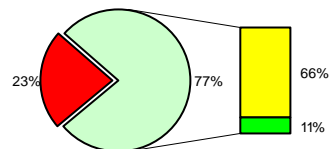


Gap = 17%

Male Math Proficiency Levels

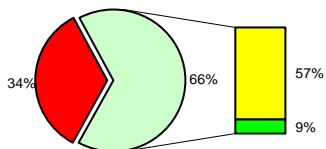


Female Math Proficiency Levels

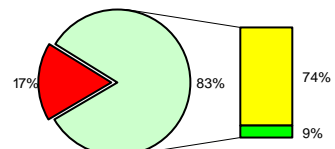


Gap = 17%

Male Science Proficiency Levels



Female Science Proficiency Levels



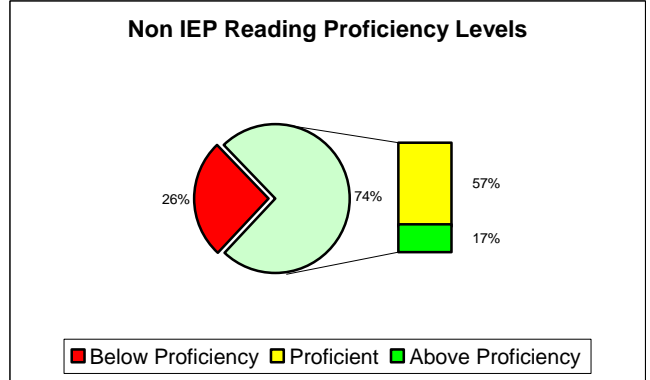

Farragut
2005-2006

Reading, Math, and Science Proficiency Levels by Disability -- Test of Equity
Grade(s) 9th - 11th

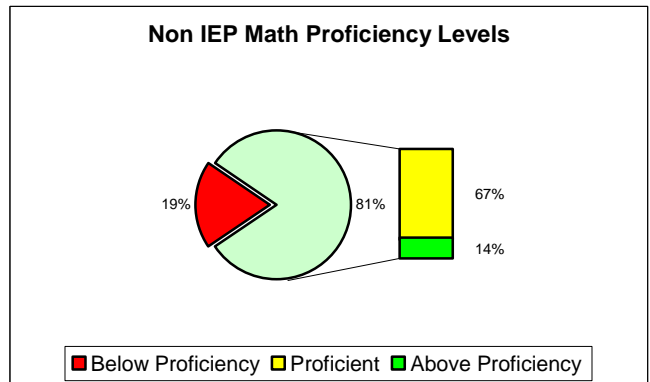

N = 12

Gap = 66%

N = 58



Gap = 73%



Gap = 70%

